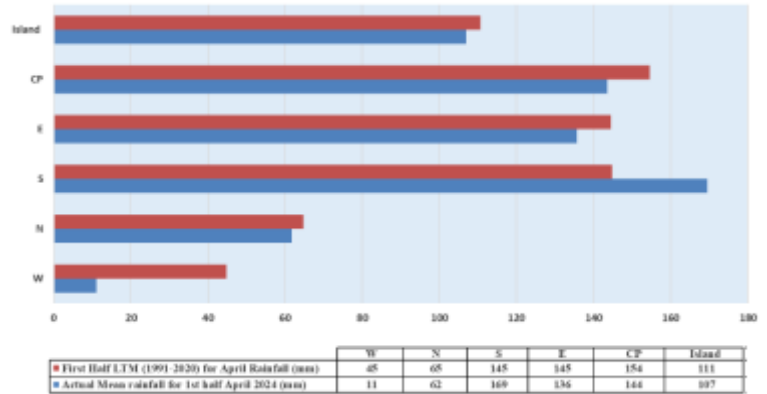


Mauritius Meteorological Services

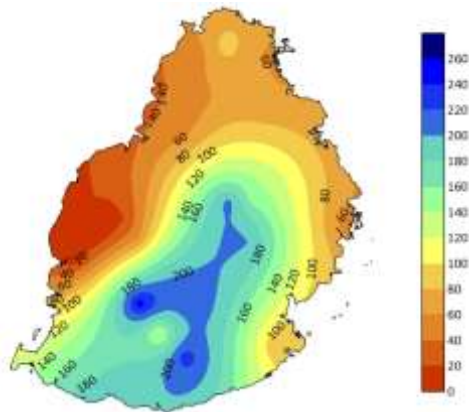
Mean Rainfall for 1-15 April 2024

Mauritius

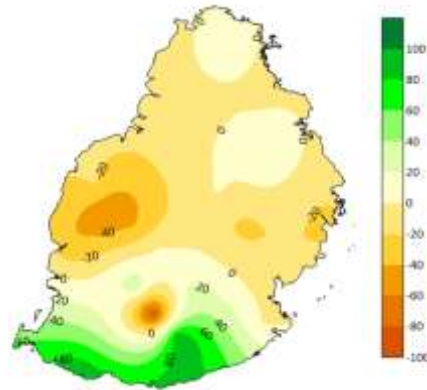
Near normal rainfall was recorded for the first fortnight of April 2024 with 107 mm of rainfall representing 96 % of the long-term mean. Rainfall was deficient especially at Mare aux Vacoas, Pierrefonds and Vacoas by 40-95 mm. However, locally at Britania, Bel Ombre and Arnaud, it was in excess by 35-100 mm.



Observed Rainfall (mm)



Rainfall Anomaly (mm)



Outer Islands

		Amount (mm)		
Stations		Actual Rainfall	LTM Rainfall	% of LTM
Rodrigues	Pointe Canon	41	74	55
	Plaine Corail	36	65	55
	Citronelle	65	107	61
Agalega		148	78	186
St Brandon		-	-	-

Well below normal rainfall was observed over Rodrigues whereas very wet conditions prevailed over Agalega.

No rainfall data was recorded at St. Brandon due to technical issue

Acting Director, Meteorological Services,
St Paul; Road Vacoas,
Tel: 6861031/32, Fax: 6861033,

Email: meteo@intnet.mu

Uploaded on 19 April 2024